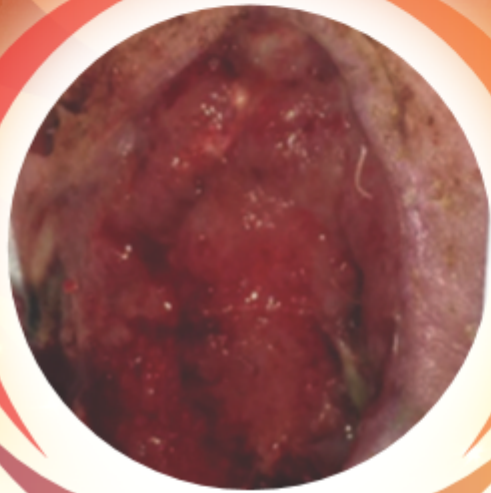


*“In the United States, around 2.5 million people develop pressure ulcers annually”*

# WE'RE CHANGING THE DYNAMICS OF WOUND HEALING

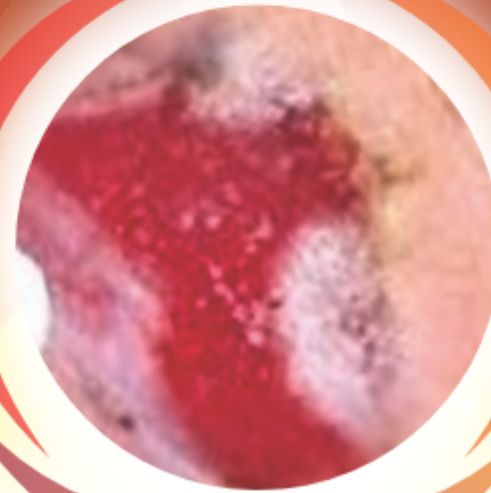
## Pressure Injury

Frank Aviles Jr, PT, CWS, FACCWS, CLT-LANA, ALM, AWCC, DAPWCA



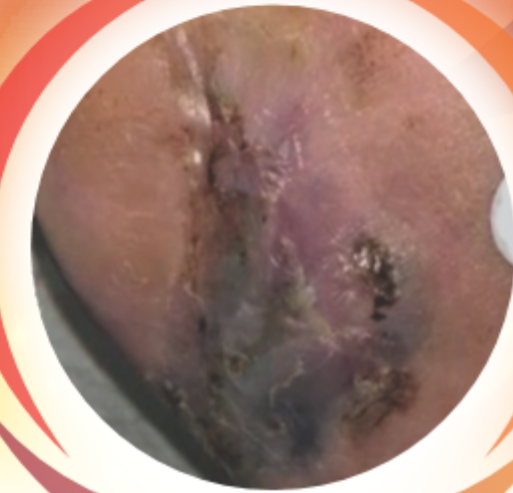
**Day 1**

**Open wound**



**Day 42**

**Continued progressive healing  
[70% reduction]**



**Day 77**

**Complete wound closure**

## IN AN EVALUATION OF 4 PI'S

MEDIAN WOUND CLOSURE

**95%**

**WITHIN 4 WEEKS**

MEDIAN NUMBER OF WEEKS

**5**

**TO WOUND CLOSURE**

MEDIAN APPLICATIONS

**2**

**TO WOUND CLOSURE**



**PHOENIX™  
WOUND MATRIX**

Powered by Electrospun  
Synthetic Polymer Technology

View entire case and additional data at: [www.renovoderm.tech](http://www.renovoderm.tech)

Reference: <https://www.ncbi.nlm.nih.gov/pmc/articles/PMC6389759/>

# MEDIAN

## WE'RE CHANGING THE DYNAMICS OF WOUND HEALING

	All Cases	Pressure Ulcer	DFU	Chronic Vascular	Surgical Wound	Trauma Wound	Complex	Complex Acute
Patients	34	4	11	12	1	3	2	1
Wounds	46	4	12	24	1	3	2	1
Positive change in tissue appearance	100%	100%	100%	100%	100%	100%	100%	100%
% Area Reduction at 4 weeks	89%	95%	83%	90%	61%	63%	87%	97%
% Area Reduction at 8 weeks	98%	-	98%	86%	80%	97%	92%	100%

### POSTER PRESENTATION CASE SERIES SUMMARY

PERCENTAGE OF REDUCTION

**100%**  
IN INFLAMMATION

MEDIAN WOUND CLOSURE

**98%**  
WITHIN 8 WEEKS

MEDIAN NUMBER OF WEEKS

**5**  
TO WOUND CLOSURE

MEDIAN APPLICATIONS

**2**  
TO WOUND CLOSURE



**PHOENIX™**  
WOUND MATRIX  
Powered by Electrospun  
Synthetic Polymer Technology

Addressing chronicity and persistent inflammation to accelerate wound healing outcomes

View entire case and additional data at: [www.renovoderm.tech](http://www.renovoderm.tech) | \*National average for CTP applications: 5-8



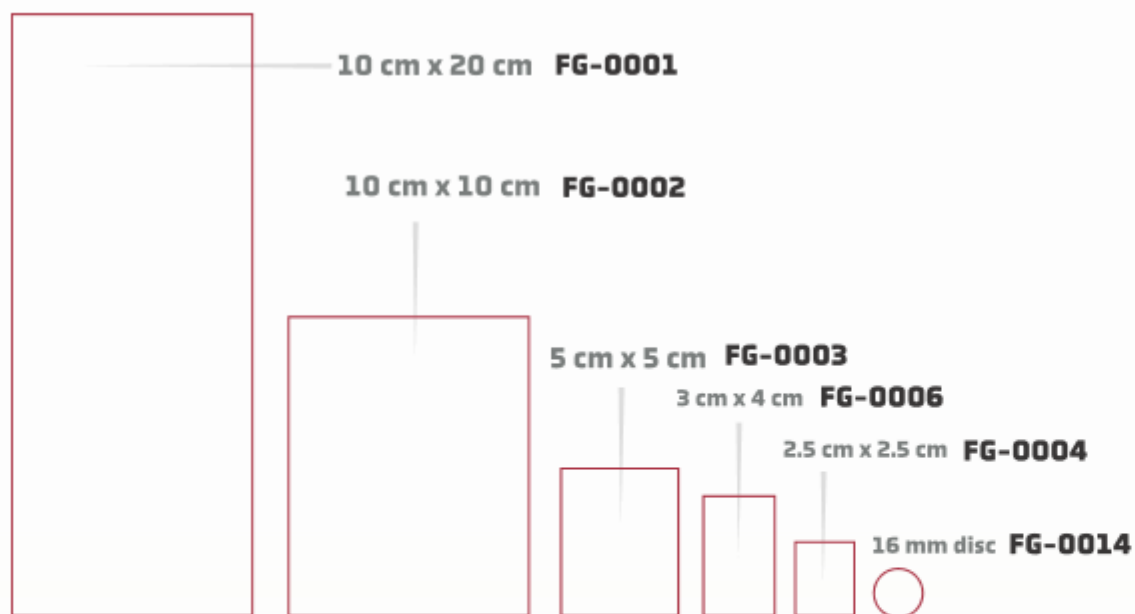
**PHOENIX WOUND MATRIX™** is a sophisticated 3D electrospun synthetic polymer matrix designed to provide a microporous scaffold stimulus for tissue regeneration and repair of acute and chronic wounds, and burns.

- Engineered to mimic native ECM morphology
- Fiber diameters and porosity scientifically designed to stimulate pro-regenerative cellular function
- Comprised of bioresorbable synthetic polymers that degrade into  $\alpha$ -hydroxy and fatty acids, known to aid in the wound healing process
  - Lowers pH to support a pro-healing wound environment<sup>1,2</sup>
  - Supports lactate-mediated effects known to promote angiogenesis, oxygenation and accelerated wound healing<sup>3</sup>
- *In vitro* testing demonstrates a significant increase of cell proliferation with Phoenix Wound Matrix compared to TCP over 24 hours of culture<sup>4</sup>
- Case studies demonstrate consistent healing trajectories through to wound closure
- Easy to apply, non-side specific conformable matrix
- 2-year shelf life
- Offers a first-line, cost-effective synthetic polymer solution to optimize your wound healing outcomes

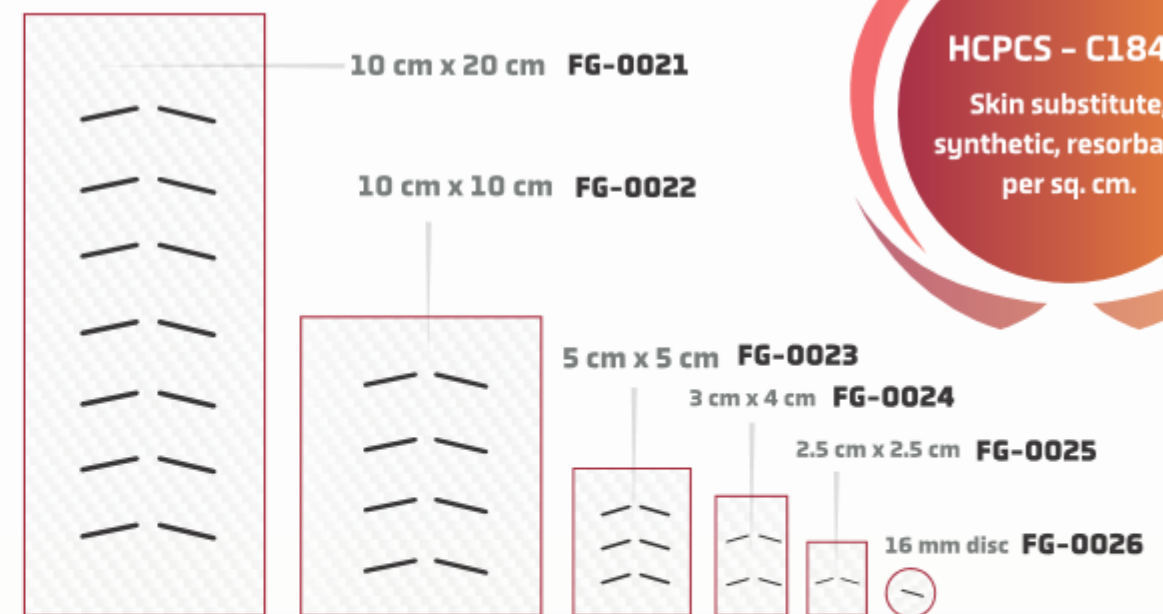


## SIZING AND REIMBURSEMENT

### PHOENIX™ Wound Matrix



### PHOENIX™ Wound Matrix Fenestrated



**HCPCS - C1849**  
Skin substitute,  
synthetic, resorbable  
per sq. cm.

**RENOVODERM**

1. Nagoba BS, Suryawanshi NM, Wadher B, Selkar S. Acidic Environment and Wound Healing: A Review. *Wounds*. 2015;27(1):5-11.
  2. Jones EM, Cochrane CA, Percival SL. The Effect of pH on the Extracellular Matrix and Biofilms. *Advances in Wound Care*. 2015;4(7):431-439. doi:10.1089/wound.2014.0538.
  3. Porporato PE, Payen VL, Saedeleer CJD, et al. Lactate stimulates angiogenesis and accelerates the healing of superficial and ischemic wounds in mice. *Angiogenesis*. 2012;15(4):581-592. doi:10.1007/s10456-012-9282-0.
  4. Data on file, DOC-348
- ★ Advanced wound care device, also known as cellular and/or tissue-based product (CTP) or skin substitute.  
† All claims supported by human use studies, Good Lab Practice (GLP), porcine animal study and veterinary case studies



**PHOENIX™  
WOUND MATRIX**  
Powered by Electrospun  
Synthetic Polymer Technology